



# 2017

## ANNUAL CLINICAL AND SCIENTIFIC MEETING

(ACSM)

# Attendee and Exhibit Hall Demographics

EXHIBIT HALL FLOOR SPACE

**52,000** sq ft.

3% increase from 2016

EXHIBITING COMPANIES

**287**


7% increase from 2016

TOTAL ATTENDANCE

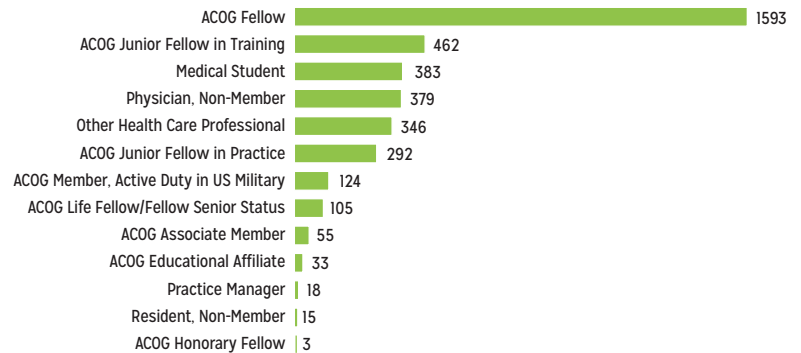
**5,664**

8% increase from 2016

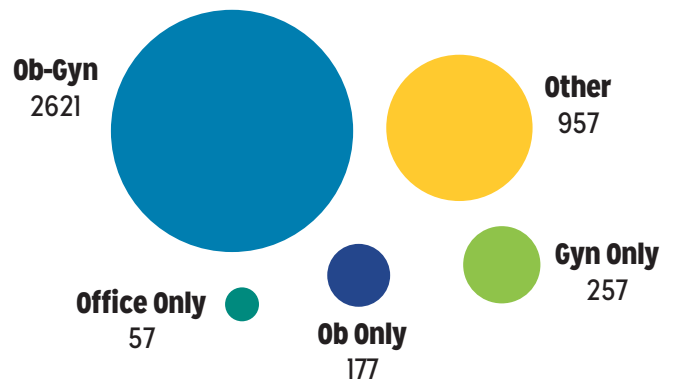
## 2017 ATTENDEES



## ACOG MEMBER DEMOGRAPHICS



## ATTENDEE PRIMARY PRACTICE FOCUS



[acog.org/exhibit](http://acog.org/exhibit)

REGISTER NOW FOR THE 2018 ANNUAL CLINICAL AND SCIENTIFIC MEETING | AUSTIN, TX | APRIL 27-30